

THE COPPER RIVER FAMILY OF COMPANIES

Android - Intune Company Portal

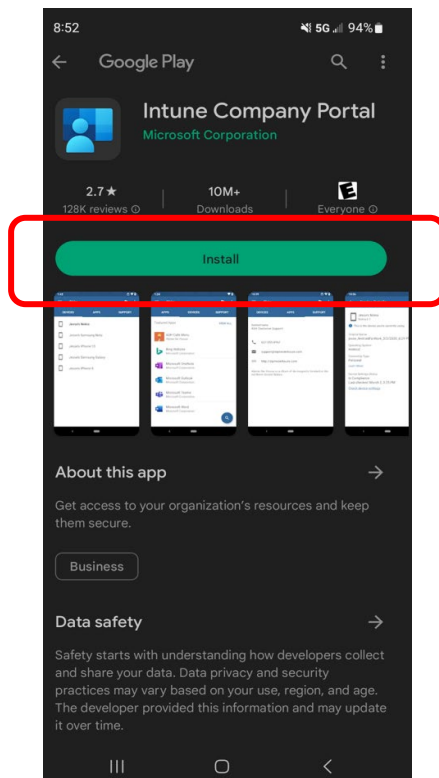


ANDROID

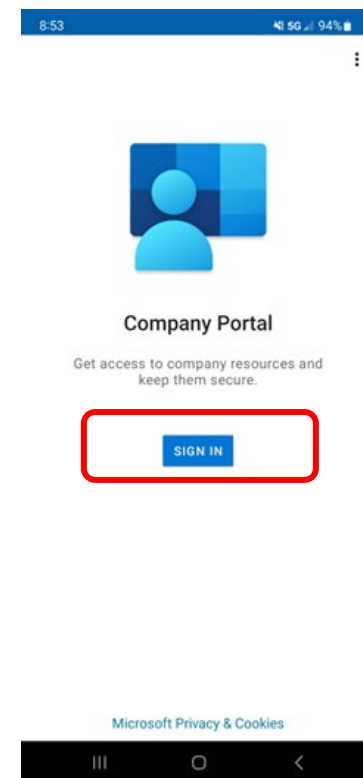
- The Intune Company Portal application is necessary for you to connect to company resources securely using your mobile device.

INTUNE – COMPANY PORTAL

Go to the Play Store and download the **Intune Company Portal**

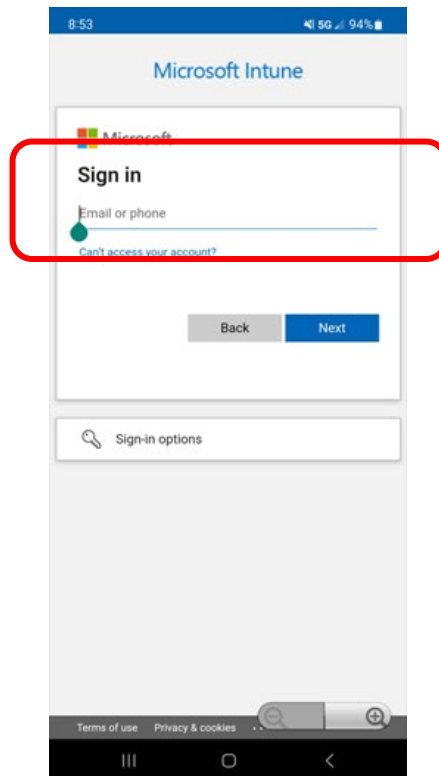


Once the install is complete, tap **“SIGN IN”** to access the Microsoft sign in screen

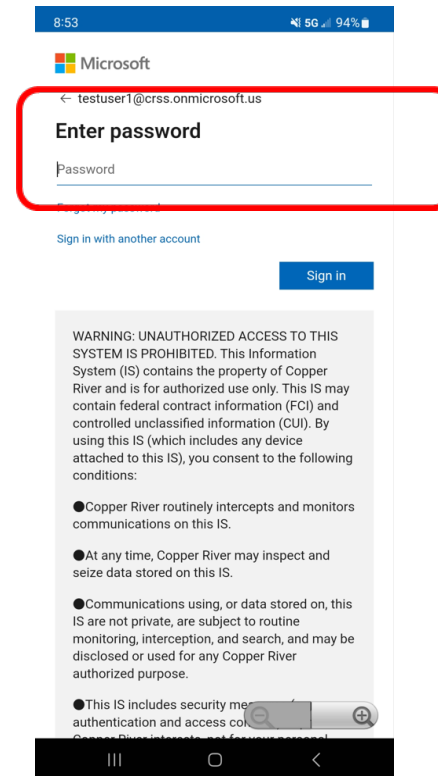


INTUNE – COMPANY PORTAL

Enter your Company email address

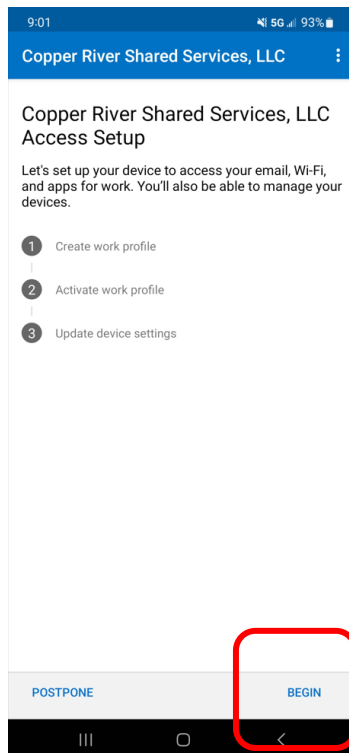


Enter your password. You will receive an MFA prompt if it has already been set up.

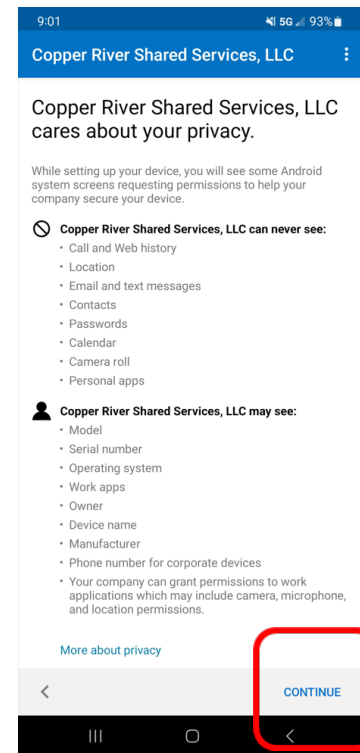


ACCESS – COMPANY PORTAL

Tap **“BEGIN”** to start the access setup

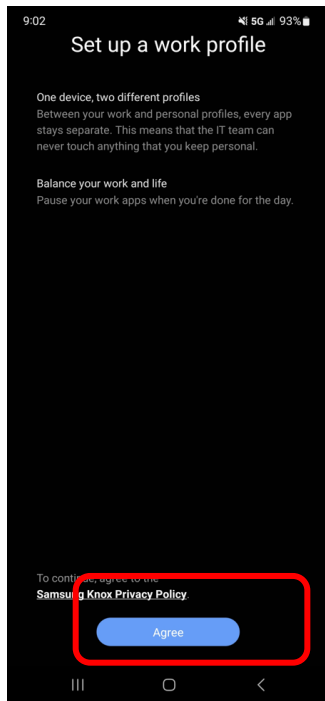


Click **“CONTINUE”** to accept the privacy notice.



ACCESS – COMPANY PORTAL

Samsung users will be prompted with the Knox Privacy Policy, tap **“Agree”**. This sets up your work profile.

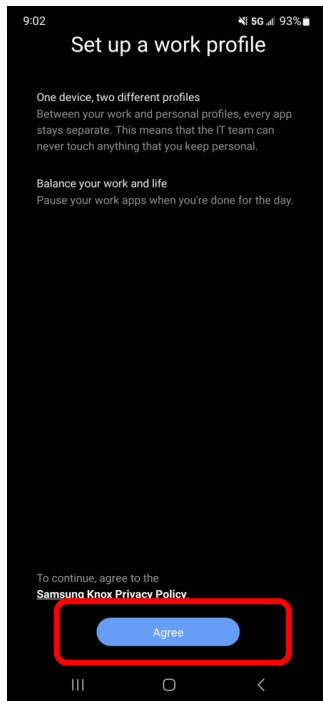


Tap **“Next”** and you'll be prompted for your password again.



WORK PROFILE – COMPANY PORTAL

You will be prompted with the Knox Privacy Policy, tap **“Agree”**. This sets up your work profile.

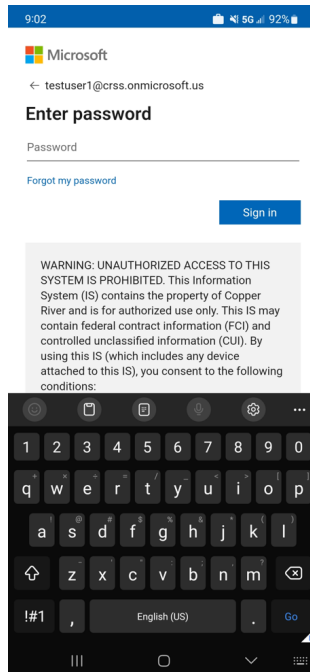


Tap **“Next”** and you'll be prompted for your password again.

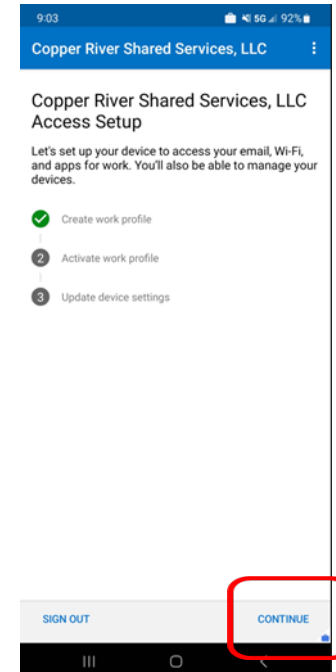


WORK PROFILE – COMPANY PORTAL

Enter your password. You will receive another MFA prompt.




Tap “**Continue**” After your Work Profile is activated you can tap “**Done**”. You will navigate through the prompts



WORK PROFILE – COMPANY PORTAL

All done!

Now when you go to your app tray (swipe up for all apps) you will see two tabs, **Personal and Work**. The Work profile gives you access to a special play store managed by your IT team. Company Data is restricted from leaving the Work profile.





FOR ANY QUESTIONS, PLEASE
CONTACT THE HELPDESK

HELPDESK@COPPERRIVERSS.COM

703-234-2740

